

Hawaii

2021 Medicare Advantage Plans

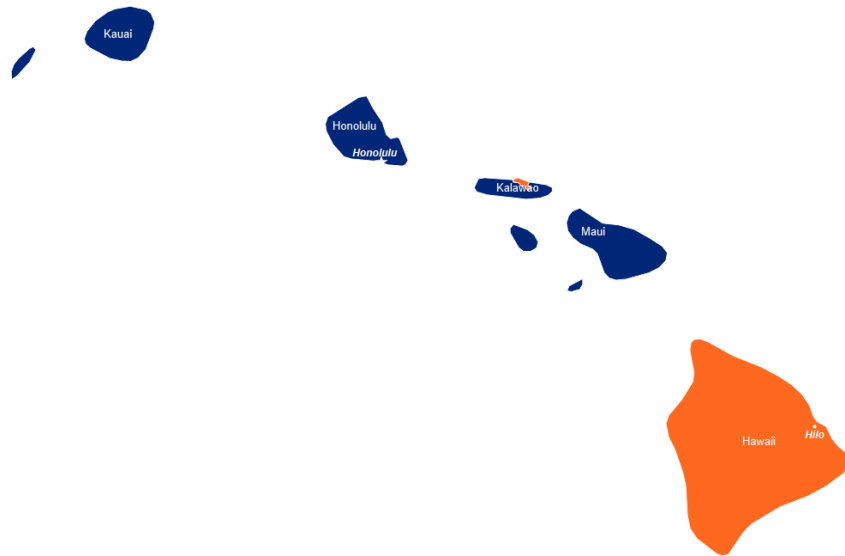
Plan designs and service areas described in this document are pending government approval and are subject to change. Benefits reflect pending in-network cost sharing and dual-focused plans represent Full Dual and QMB cost sharing. Benefits and features vary by plan. Limitations and exclusions apply.

For final 2021 plan details, refer to the 2021 Summary of Benefits.

© 2020 United HealthCare Services, Inc. All rights reserved. Confidential property of UnitedHealth Group. For Agent use only. Not intended for use as marketing material for the general public. Do not distribute, reproduce, edit or delete any portion without the express permission of UnitedHealth Group.

● Current Footprint ● Dual Only Footprint

2021 Medicare Advantage Service Area



State Landscape¹

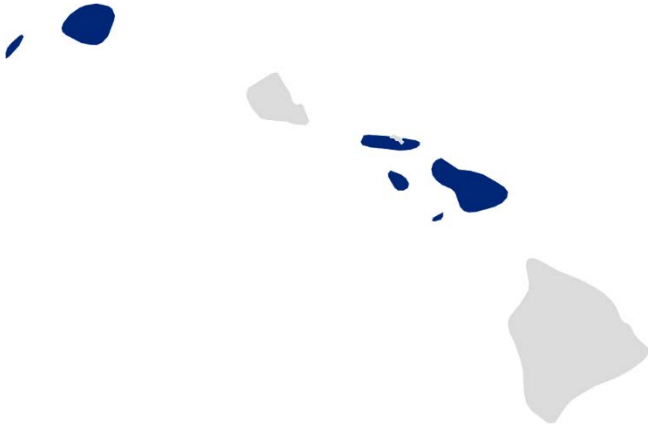
Eligibles (as of May 2020)	295,471
Estimated Dual Eligibles ²	42,528
YOY Eligible Growth	4.1%
MA Penetration	44.7%
YOY MA Enrollment Growth	5.1%
UHC Market Share	32.8%

¹ May 2020 CMS.gov MA Ind State/County Enrollment within UHC 2021 MA Ind Footprint.

² UHC Dual SNP service area only; Estimated Dual Eligibles are projected based on September 2019 CMS.gov data (includes approx. 5,674 partial duals who may or may not be eligible).

● Current Footprint ● Footprint Expansion

2021 Medicare Advantage Service Area



Plan ID	Plan Name
---------	-----------

H2228-068-000	AARP® Medicare Advantage Choice (PPO)
---------------	---------------------------------------

Hawaii: Kauai, Maui

Market Landscape¹

Eligibles (as of May 2020)	50,840
YOY Eligible Growth	5.4%
MA Non-SNP Penetration	30.3%
YOY MA Non-SNP Enrollment Growth	7.6%
UHC Non-SNP Market Share	5.2%

¹ May 2020 CMS.gov MA Ind State/County Enrollment within UHC 2021 MA Ind Footprint.

2021 PRODUCT BENEFIT GRID

HAWAII

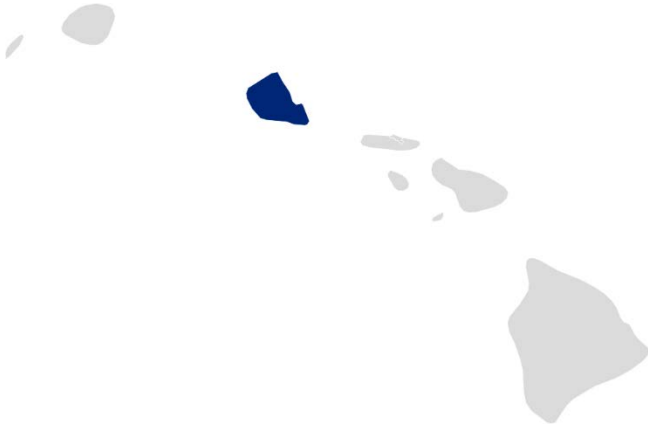


Plan Name	AARP® Medicare Advantage Choice (PPO)
Plan ID	H2228-068-000
Plan Highlights	Open access plan with low out-of-pocket costs and additional ancillaries. Passport included
Premium	\$28
Medical Ded.	\$0
Max OOP	\$5,700
PCP/Specialist	\$0 / \$40; No Referral Required
Inpatient Hospital	\$340 Days 1-4
ASC/Outpatient	\$0 or \$265 / \$0 or \$335
Telehealth	\$0 Virtual Medical Visits
Lab Copay	\$0
Rx Ded./Copays	\$250 Tiers 3-5; \$3/\$12/\$45/\$95/28%
Dental	Dental Level 1 (no cost sharing); Platinum Dental Rider Available
Eyewear	Up to \$100 every 2 years, standard lenses at no cost
Fitness	Renew Active Fitness Program
OTC	Not Covered
Hearing Aid	\$375 - \$2,075 copay for each device; limited to 2 devices every 2 years
Other Benefits	Nurseline, Acupuncture: \$10; 12 visits/year, Chiropractic: \$10; 12 visits/year

Plan designs and service areas described in this document are pending government approval and are subject to change. Benefits reflect pending in-network cost sharing and Dual eligible benefits represent Full Duals and QMBs. Benefits and features vary by plan. Limitations and exclusions apply. © 2020 United HealthCare Services, Inc. All rights reserved. Confidential property of UnitedHealth Group. For Agent use only. Not intended for use as marketing material for the general public. Do not distribute, reproduce, edit or delete any portion without the express permission of UnitedHealth Group.

● Current Footprint ● Footprint Expansion

2021 Medicare Advantage Service Area



Plan ID	Plan Name
---------	-----------

H2228-024-000	AARP® Medicare Advantage Choice Plan 1 (PPO)
H2228-067-000	AARP® Medicare Advantage Choice Plan 2 (PPO)

Hawaii: Honolulu

Market Landscape¹

Eligibles (as of May 2020)	194,847
YOY Eligible Growth	3.3%
MA Non-SNP Penetration	27.2%
YOY MA Non-SNP Enrollment Growth	4.5%
UHC Non-SNP Market Share	29.5%

¹ May 2020 CMS.gov MA Ind State/County Enrollment within UHC 2021 MA Ind Footprint.

2021 PRODUCT BENEFIT GRID

HONOLULU



Plan Name	AARP® Medicare Advantage Choice Plan 1 (PPO)	AARP® Medicare Advantage Choice Plan 2 (PPO)
Plan ID	H2228-024-000	H2228-067-000
Plan Highlights	\$0 premium plan for those who are cost-conscious, but want provider choice. Passport included	Open access plan with low out-of-pocket costs and additional ancillaries. Passport included
Premium	\$0	\$55
Medical Ded.	\$0	\$0
Max OOP	\$6,700	\$5,100
PCP/Specialist	\$10 / \$50; No Referral Required	\$0 / \$30; No Referral Required
Inpatient Hospital	\$450 Days 1-4	\$300 Days 1-5
ASC/Outpatient	\$0 or \$355 / \$0 or \$425	\$0 or \$230 / \$0 or \$300
Telehealth	\$0 Virtual Medical Visits	\$0 Virtual Medical Visits
Lab Copay	\$0	\$0
Rx Ded./Copays	\$300 Tiers 3-5; \$3/\$12/\$45/\$95/27%	\$150 Tiers 3-5; \$3/\$12/\$45/\$95/30%
Dental	Not Covered; Platinum Dental Rider Available	Dental Level 1 (no cost sharing); Platinum Dental Rider Available
Eyewear	Up to \$100 every 2 years, standard lenses at no cost	Up to \$100 every 2 years, standard lenses at no cost
Fitness	Renew Active Fitness Program	Renew Active Fitness Program
OTC	Not Covered	Not Covered
Hearing Aid	\$375 - \$2,075 copay for each device; limited to 2 devices every 2 years	\$375 - \$2,075 copay for each device; limited to 2 devices every 2 years
Other Benefits	Nurseline, Acupuncture: \$10; 12 visits/year, Chiropractic: \$10; 12 visits/year	Nurseline, Acupuncture: \$10; 12 visits/year, Chiropractic: \$10; 12 visits/year

Plan designs and service areas described in this document are pending government approval and are subject to change. Benefits reflect pending in-network cost sharing and Dual eligible benefits represent Full Duals and QMBs. Benefits and features vary by plan. Limitations and exclusions apply. © 2020 United HealthCare Services, Inc. All rights reserved. Confidential property of UnitedHealth Group. For Agent use only. Not intended for use as marketing material for the general public. Do not distribute, reproduce, edit or delete any portion without the express permission of UnitedHealth Group.

● Current Footprint ● Footprint Expansion

2021 Medicare Advantage Service Area



Plan ID	Plan Name
---------	-----------

H2228-025-000	AARP® Medicare Advantage Patriot (PPO)
---------------	--

Hawaii: Honolulu, **Kauai**, **Maui**

Market Landscape¹

Eligibles (as of May 2020)	245,687
YOY Eligible Growth	3.7%
MA Non-SNP Penetration	27.9%
YOY MA Non-SNP Enrollment Growth	5.2%
UHC Non-SNP Market Share	24.0%

¹ May 2020 CMS.gov MA Ind State/County Enrollment within UHC 2021 MA Ind Footprint.

2021 PRODUCT BENEFIT GRID

HAWAII MA ONLY



Plan Name	AARP® Medicare Advantage Patriot (PPO)
Plan ID	H2228-025-000
Plan Highlights	Plan designed for those who want affordable coverage beyond Original Medicare, but don't need Prescription Drug coverage - works well with VA coverage
Premium	\$0
Medical Ded.	\$0
Max OOP	\$6,700
PCP/Specialist	\$10 / \$50; No Referral Required
Inpatient Hospital	\$450 Days 1-4
ASC/Outpatient	\$0 or \$355 / \$0 or \$425
Telehealth	\$0 Virtual Medical Visits
Lab Copay	\$0
Rx Ded./Copays	Not Covered
Dental	Not Covered; Platinum Dental Rider Available
Eyewear	Up to \$100 every 2 years, standard lenses at no cost
Fitness	Renew Active Fitness Program
OTC	Not Covered
Hearing Aid	\$375 - \$2,075 copay for each device; limited to 2 devices every 2 years
Other Benefits	Nurseline, Acupuncture: \$10; 12 visits/year, Chiropractic: \$10; 12 visits/year

Plan designs and service areas described in this document are pending government approval and are subject to change. Benefits reflect pending in-network cost sharing and Dual eligible benefits represent Full Duals and QMBs. Benefits and features vary by plan. Limitations and exclusions apply. © 2020 United HealthCare Services, Inc. All rights reserved. Confidential property of UnitedHealth Group. For Agent use only. Not intended for use as marketing material for the general public. Do not distribute, reproduce, edit or delete any portion without the express permission of UnitedHealth Group.

● Current Footprint ● Footprint Expansion

2021 Medicare Advantage Service Area



Plan ID	Plan Name
R3175-003-000	UnitedHealthcare Dual Complete® RP (Regional PPO D-SNP)
All counties in state	
H2228-043-000	UnitedHealthcare Dual Complete® (PPO D-SNP)
<i>Hawaii:</i> Honolulu	

Market Landscape ¹	
Est. Dual Eligibles	42,528
D-SNP Enrollees	24,401
D-SNP Penetration (All Plans)	57.4%
Total UHC D-SNP Enrollees	17,001
UHC D-SNP Market Share	57.4%

¹ UHC Dual SNP service area only; Estimated Dual Eligibles are projected based on September 2019 CMS.gov data (includes approx. 5,674 partial duals who may or may not be eligible).

2021 PRODUCT BENEFIT GRID

HAWAII DUAL



Plan Name	UnitedHealthcare Dual Complete® (PPO D-SNP)	UnitedHealthcare Dual Complete® RP (Regional PPO D-SNP)
Plan ID	H2228-043-000 \$0 Rx	R3175-003-000 \$0 Rx
Medicaid Eligibility	Full: FBDE, QMB+, SLMB+	Full: FBDE, QMB+, SLMB+
Premium	\$0	\$0
Acupuncture	\$0, 12 visits per year	\$0, 12 visits per year
Chiro	\$0, 12 visits per year	\$0, 12 visits per year
Dental	\$2,500 Dental Level 3 (no cost sharing)	\$1,000 Dental Level 3 (no cost sharing)
Eyewear	Not Covered	Not Covered
Fitness	Renew Active Fitness Program	Renew Active Fitness Program
Foot Care	\$0, 4 visits per year	\$0, 4 visits per year
Hearing Aid	Not Covered	Not Covered
Meal Program	Not Covered	Not Covered
Healthy Foods	\$25 per month food allowance, amount expires monthly	Not Covered
OTC	\$245/quarter debit card	\$85/quarter catalog
PERS	Not Covered	Not Covered
Telehealth	\$0 Virtual Medical & Mental Health Visits	\$0 Virtual Medical & Mental Health Visits
Transportation	24 one-way trips to or from the pharmacy only	Not Covered
Other Benefits	Not Covered	Nurseline

Plan designs and service areas described in this document are pending government approval and are subject to change. Benefits reflect pending in-network cost sharing and Dual eligible benefits represent Full Duals and QMBs. Benefits and features vary by plan. Limitations and exclusions apply. © 2020 United HealthCare Services, Inc. All rights reserved. Confidential property of UnitedHealth Group. For Agent use only. Not intended for use as marketing material for the general public. Do not distribute, reproduce, edit or delete any portion without the express permission of UnitedHealth Group.